

Year 11



Summer GCSE's Exams

DELIVERING A
CORE EDUCATION

Exams are important because...

- They will lead you into your next steps – either further education, employment or training
- They are the culmination of all of your hard work and effort – so you want to achieve your best
- They open doors for your future opportunities



Individual timetables – Form Tutors to distribute – do not lose this and be aware of your row/seat number for each exam – check notice boards and other areas where seating plans are displayed **BEFORE THE EXAM**

When NOT in exams – go to timetabled lessons or timetabled revision sessions.

There will be external invigilators and (as needed) school staff present for exam rooms

Seating plans MUST be followed and will be displayed outside the exam rooms, form rooms, the canteen, the main entrance and on your exam timetable.



Contingency Days

- These 'contingency days' are used to reschedule exams in the event of national or significant local disruption to exams. Please make sure that, when making your plans for the summer, you keep these dates in mind.
- Wednesday 11th June 2025 (afternoon)
- Wednesday 25th June 2025 (all day)



Start date of Year 11 GCSE Exams: Thursday 1st May

LOGISTICAL INFORMATION

MORNING LINE UP:



Students will be registered on the quad by their form tutors and then sent directly to the raised deck. You will then line up in your exam room rows ready to be taken to the bag room. Notices will be on the wall to indicate rooms/row.



If you are in the great hall for your exam, you will be taken to room 206 to drop your belongings.

If you are in the studio or room 101 will be taken to room 102 to drop off your belongings.



Then you will silently make your way to your exam room. If you are caught talking/communicating, you will be reported to the exam boards and will be disqualified from your exam.



Start date of Year 11 GCSE Exams: Thursday 1st May

LOGISTICAL INFORMATION



AFTERNOON LINE UP:

The whistle will be blown at 1 pm. You will line up in exam room rows on the raised deck.

You will then go to the bag room (206 or 102) to drop your belongings. Then you will make your way to your exam rooms in silence.



Period 4 teachers will be on the raised deck to direct students to the bag Room (206 & 107).



CHANGES TO BREAK TIMES:

Year 11 will swap break time with Year 10.

You will go to break at 11 am.

Lunch will be at your usual time of 12:25pm.



MOBILE PHONES/SMART WATCHES



Each desk will have a plastic phone wallet that will have the student's seat number.

The invigilators will keep all mobile phones/smart watches and lock them away. They will return them at the end of the exam.

If your mobile phone/smart watch goes off during the exam, you will be disqualified from your exam!

You must make sure you switch your mobile phone off.



LOGISTICAL INFORMATION



END OF EXAMS:

Students go will go to their timetabled sessions.

Subject teachers will come to the exam corridor to collect students.

PERIOD 3/PERIOD 5



There are no exams scheduled during period 3

You will have a revision timetable session period 3 if you have an exam in the afternoon. If you do not have an exam in the afternoon, you will go back to normal lessons. We will also be running revision sessions during period 5 if you have an exam at 9. Further details of this will be shared with you post Easter.



TOILET BREAKS DURING EXAMS



You will not be allowed to use the toilet during your exam – unless you have a toilet pass.

All invigilators have a list of students who have a toilet pass.

Make sure you use the toilet before your exams – arrive at school with enough time to prepare. Exams **MUST** start at 9 at the latest so you will **NOT** have time to go after line up/bag room.



**JEWELLERY
QUARTER**
ACADEMY


LATE TO EXAM/ABSENCE

What happens if I am late?



Make sure you arrive on time for your exams.

Your late arrival will cause disruption to other students – affecting their concentration and impacting on their chances of success. You will not be able to sit your exam if you are late.



What happens if I miss an exam?

You will NOT be able to resit the exam and fail that exam. BE ON TIME!



EXAM RULES AND REGULATIONS



NO MOBILE PHONES/SMART WATCHES/MP3/MP4 PLAYERS:

No potential technology/internet-enabled sources of information are allowed. If you are in possession of an unauthorised item during the exam, even if you do not intend to use it, this can lead to disqualification.



NO TALKING/COMMUNICATION

There must always be total silence in the examination room.

No form of communication is allowed - including; turning around, taking things/putting things on a desk, gesturing to another student.




CORRECT UNIFORM

Full correct school uniform must be worn.

When you are not in an exam you will be in your normal lessons so bring all your books and equipment as you would normally.



STATIONERY AND EQUIPMENT




All stationery and equipment will be provided and therefore all personal items can be left in your bag.

Stationery must be placed back in the pencil case at the end of every exam.

If you need any equipment for example tracing paper, you will put your hand up and wait for an invigilator to come over to you and assist you in silence.



Reminder- exam regulations



- Allowed

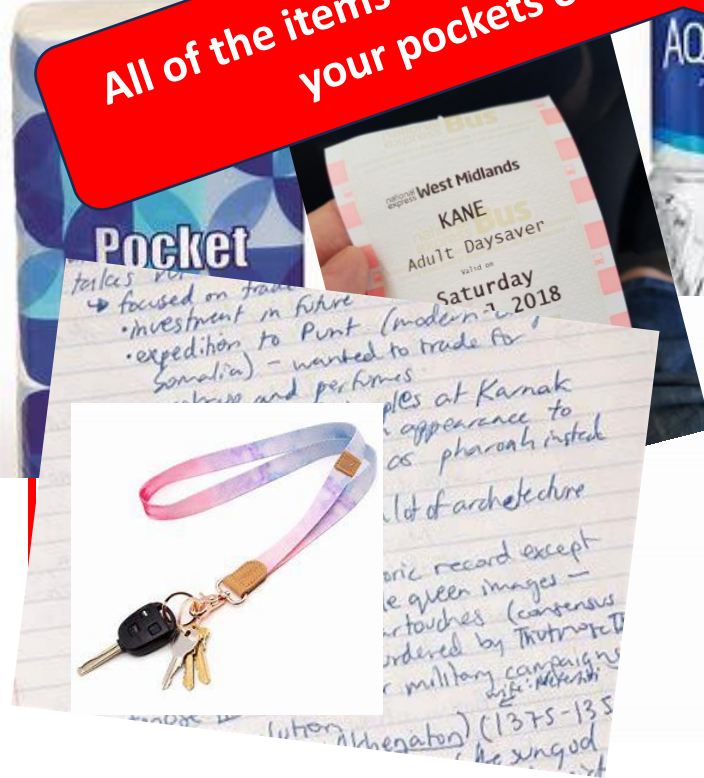


A clear, label less bottle of water is the only item you are permitted to take into exams!

- Not allowed



All of the items on this side are NOT ALLOWED in your pockets or on your desk!



FIRE EVACUATION



1. Stop writing and close the paper.
2. Wait for the invigilator to take your paper.
3. The invigilator will then dismiss you row by row.
4. Remember - **do not talk on your way outside. Any talking will lead to disqualification!**
5. Extra time will be added to the end of your exam.
6. *Any fire alarms during an exam must be reported to the exam board and we must prove we have continued to follow exam procedure during the fire alarm. Any student in an exam MUST maintain exam conditions and is not allowed to talk to anyone else.*

TOP TIPS!

- Always read instructions carefully – know what you have to do
- Consider your time – how do you need to split it up to complete the whole paper/assessment
- NEVER leave a question blank – an educated guess may get you some marks, a blank will always get you nothing.
- If you finish really early you have not written enough or thought in enough detail – go back and add to your work or check answers – check your SPAG



Year 11



Post- Results/ After Exams

DELIVERING A
CORE EDUCATION

Results Day!

Results Day will be on the 21st of August. A letter with more details about the day will be provided at a later date.

- You will get a printout of your GCSE results. If someone else needs to collect your results we will need your written permission with details of this person and they will need to bring ID – this must also be arranged BEFORE the last exam.
- You will have the opportunity to get your exam papers back to look at if you would like to. If you wish to have your exam paper back the deadline request is on the 31st of October 2025. You will need to sign a form for this request on results day.
- You will have the opportunity to have your exam papers remarked if you are 3 marks or below the next grade up. **However, there is a chance of the marks being lowered, and you could risk getting a lower grade.** If you wish to have your exam paper back the deadline request is on the 25th of September 2025. You will need to sign a form for this request on results day.

Certificates

- Your certificates will be available to be collected in November.

What you will need to collect your certificates.

You will need to sign for your certifications and bring in a photo ID to collect your certificates.

The certificate is the **ONLY** evidence of your qualification further colleges/employers will accept so you must collect them.





JEWELLER
QUARTER
ACAD

EXCELLENCE

WISHING YOU ALL THE

good luck

ON YOUR EXAMS!

DELIVERING A
CORE EDUCATION